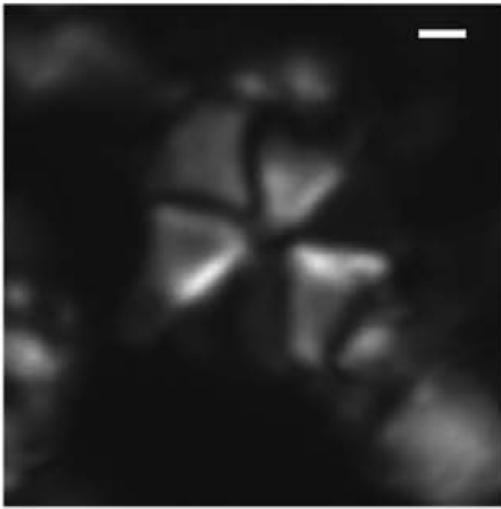
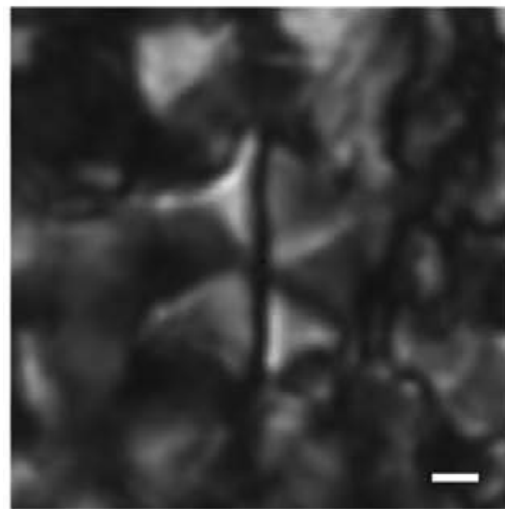



124. *Hexalithus geometricus* Casellato (2010)



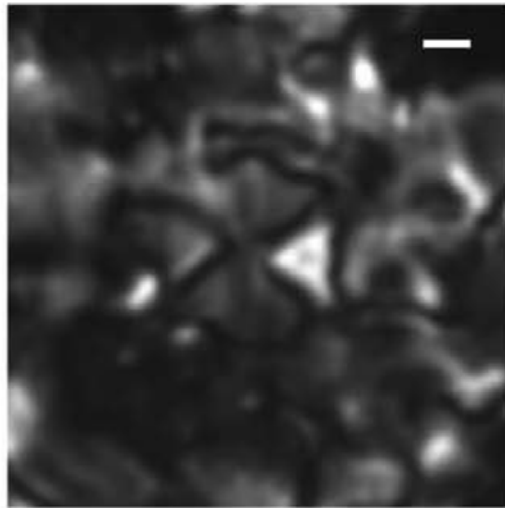
4. *H. geometricus* n. sp.



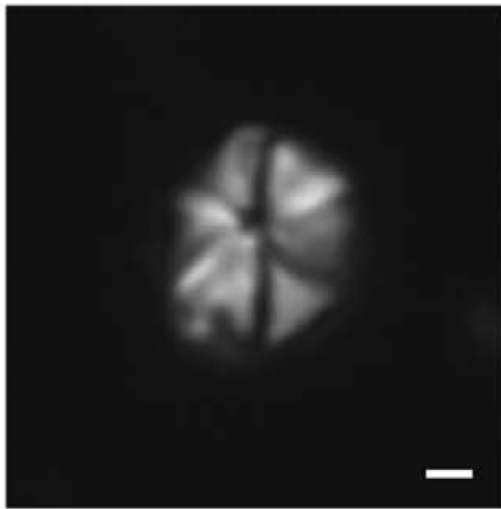
5. *H. geometricus* n. sp.



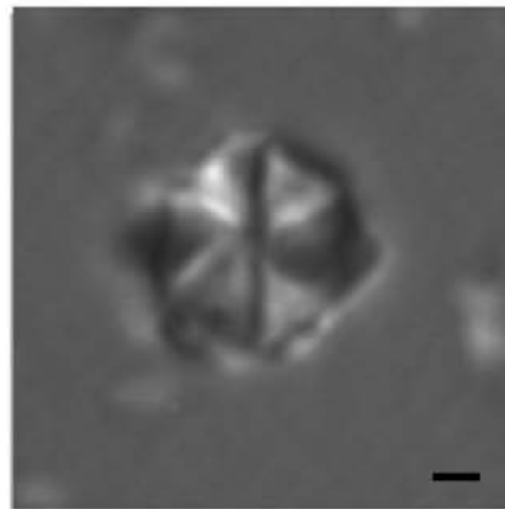
6. *H. geometricus* n. sp.



7. *H. geometricus* n. sp.



8. *H. geometricus* n. sp.



9. *H. geometricus* n. sp.

SCALE BAR=1 $\mu$ m

**Origin of the name:** Named after its linear, geometric margin.

**Holotype:** MPUM 10476; Torre de' Busi 3.25, Pl. 8, fig. 6

**Repository:** Museo di Paleontologia Università degli Studi di Milano (MPUM), Dipartimento di Scienze della Terra "A. Desio", Milano, Italy.

**Description:** Monolamellar, hexagonal nannolith composed of six distinct triangular elements juxtaposed one each other. The inter-element sutures of diametrically opposed elements are aligned. The external border of each element has no flare. At the optical microscope, using crossed nicols, each element has its own optical orientation, thus get extinct in different moment turning the microscope table. Diameter (measured as double apothem) is comprised between 4-8  $\mu\text{m}$ .

**Comparison with related species:** This form is distinguished from *H. noeliae* by the lack of flares at the end of each element; from *H. hexalithus* for its greater dimensions; from *H. magharensis* for its smaller dimensions. It is distinguished from *P. senaria* as the latter presents embricated elements, a concave outer margin and has a greater relief.

**Range:** Late Tithonian (Tethyan Nannofossil Zone NJT 17a; lower CM19N) -Berriasian.

Casellato, C.E., 2010. Calcareous nannofossil biostratigraphy of Upper Callovian-Lower Berriasian successions from the Southern Alps, North Italy. *Rivista Italiana di Paleontologia e Stratigrafia*, **116(3)**: 357-404.