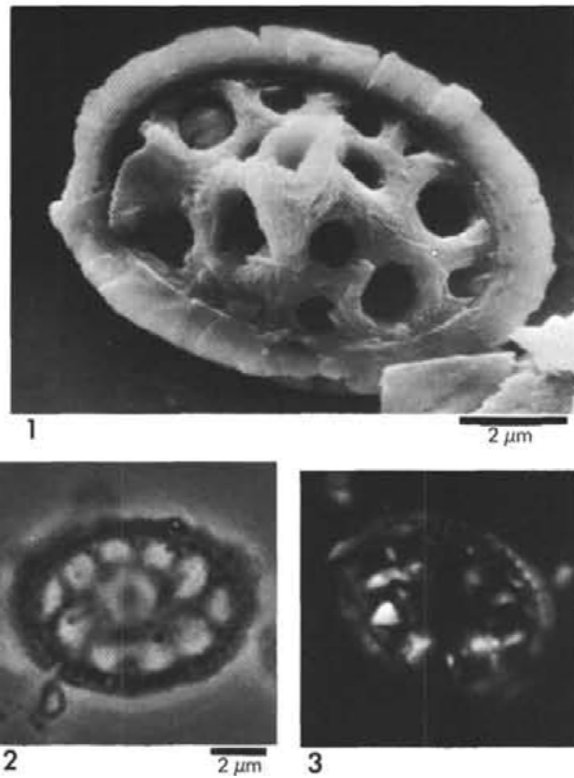
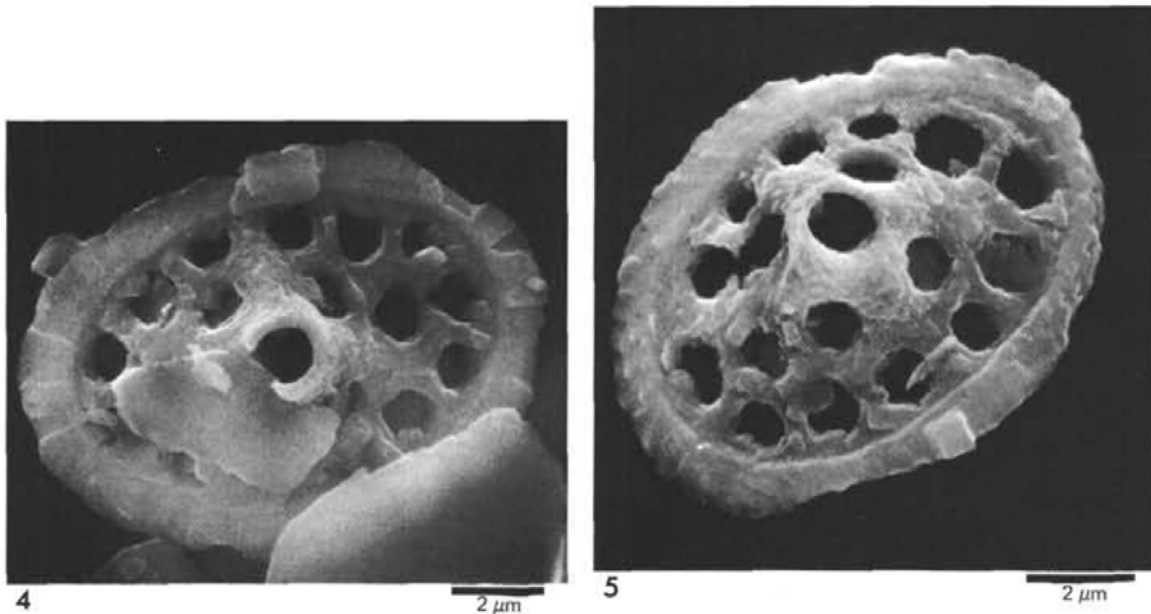


Octopodorhabdus plethotretus Wind & Cepek (1979)

Editors note: The description of *Octopodorhabdus plethotretus* Wind & Cepek (1979) seems to contain original editing errors (see lines 3 and 4 under Remarks). When the description was transcribed by Prof. Farinacci (in Vol. 13 of the Farinacci Catalogue of Nannofossils, Species 153), the citation to *Zygodithus fenestratus* was left out. Wind & Cepek (1979) also mistakenly captioned the photographs of the species as *Octopodorhabdus polytretus*, which name was then used for the entire description by Prof. Farinacci. To avoid further confusion, the correct name, *O. plethotretus* is used here, and the full original description from Wind & Cepek (1979) is reproduced here, followed by Prof. Farinacci's transcription under the name of *O. polytretus*.





Pl. 4, figs 1-5

non *Zygodolithus fenestratus* Stover, 1966, p. 147, pl. 3, fig. 21, 22, pl. 4, fig. 1, pl. 8, fig. 24.

Perissocyclus fenestratus (Stover) Black, 1971a, p. 406, pl. 32, fig. 4.

Description: A species of *Octopodorhabdus* with two or more cycles of large perforations in the inner area. More than eight perforations surround the stem in the central area. Most windows are located in a single cycle along the outer edge of the central area and around the base of the stem. Additional windows may be present between the outer cycle and the set of four which ring the stem. Buttresses supporting the stem and delineating the central area perforations may or may not be positioned in a symmetrical fashion with respect to the axes of the ellipse.

Remarks: The species name is from the Greek *plethos* = great number; *tretos* = perforated. This species is distinguished from *Octopodorhabdus decussatus* (Manivit) by its greater number of perforations (*Hexapodorhabdus* Noel, 1965) or eight perforations (*Octo-*specimen illustrated in Black (1971a) is quite similar both in size and general appearance to many specimens from Hole 397A. The forms illustrated in Stover (1966) demonstrate a non-podorhabdid rim construction especially in cross-polarized light; these forms are probably related to the genus *Cretarhabdus*. Some specimens, such as those illustrated in Plate 4, Figure 4, and in Black (1971a, pl. 32, fig. 4) have central area windows whose general size and positioning with respect to the rim resembles corresponding features on specimens of *Perissocyclus noeliae* Black, 1971, emend. Wind and Cepek.

On the light microscope, it is often difficult to identify central area perforations other than those of the outer cycle. The four inner windows of the holotype were not known to exist until the specimen was transferred to the SEM.

Occurrence: This species is fairly common in well-preserved samples from the Hauterivian of Hole 397A, and is present in the Barremian of England.

Size: Maximum length 9.8 to 11.8 µm. Holotype 11.0 µm.

Holotype: USNM 256046 (Plate 4, Figures 1-3).

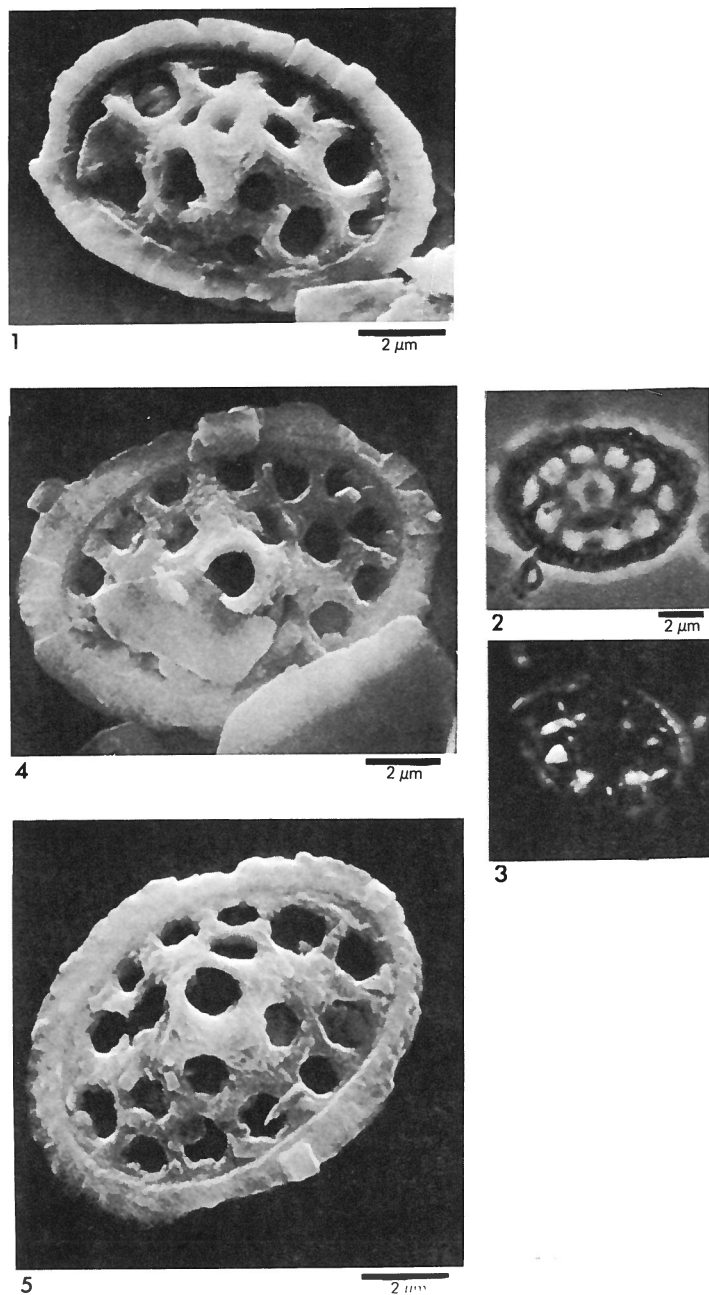
Isotypes: USNM 256047, 256048.

Type locality: Eastern Atlantic Ocean, Sample 397A-46-3, 58-59 cm (1394 m).

Wind, F.H. & Cepek, P., 1979. Lower Cretaceous Calcareous Nannoplankton from DSDP Hole 397A. *Initial Reports of the Deep Sea Drilling Project*, **47**: 221-255.

Octopodorhabdus polytretus WIND & ČEPEK, 1979

1971 *Perissocyclus fenestratus* (STOVER, 1966) n. comb. - Black, p. 406, pl. 32, fig. 4. Proc. Yorkshire Geol. Society, vol. 38.



Figs. 1-5 - *Octopodorhabdus polytretus* n. sp. Sample 397A-46-3, 58-59 cm.

1) Scanning electron micrograph; distal view; holotype, USNM 256046. 2,3) Same specimen as Figure 1. (2) Phase contrast. (3) Cross-polarized light. 4,5) Scanning electron micrographs, distal views. (4) Isotype, USNM 256047. (5) Isotype, USNM 256048.

Description:

A species of *Octopodorhabdus* with two or more cycles of large perforations in the inner area. More than eight perforations surround the stem in the central area. Most windows are located in a single cycle along the outer edge of the central area and around the base of the stem. Additional windows may be present between the outer cycle and the set of four which ring the stem. Buttresses supporting the stem and delineating the central area perforations may or may not be positioned in a symmetrical fashion with respect to the axes of the ellipse.

Dimensions: Maximum length 9.8 to 11.8 μm . Holotype 11.0 μm .

Derivation of name: The species name is from the Greek *plethos* = great number; *tretos* = perforated.

Remarks:

This species is distinguished from *Octopodorhabdus decussatus* (MANIVIT) by its greater number of perforations (*Hexapodorhabdus* NOËL, 1965) or eight perforations (*Octo-*specimen illustrated in Black (1971 a) is quite similar both in size and general appearance to many specimens from Hole 397A. The forms illustrated in Stover (1966) demonstrate a non-podorhabdid rim construction especially in cross-polarized light; these forms are probably related to the genus *Cretarhabdus*. Some specimens, such as those illustrated in Plate 4, Figure 4, and in Black (1971a, pl. 32, fig. 4) have central area windows whose general size and positioning with respect to the rim resembles corresponding features on specimens of *Perissocyclus noëliae* BLACK, 1971, emend.

On the light microscope, it is often difficult to identify central area perforations other than those of the outer cycle. The four inner windows of the holotype were not known to exist until the specimen was transferred to the SEM.

Type level:

Hauterivian.

Occurrence: This species is fairly common in well-preserved samples from the Hauterivian of Hole 397A, and is present in the Barremian of England.

Type locality:

Eastern Atlantic Ocean, Sample 397A-46-3, 58-59 cm (1394 m).

Depository:

Holotype: USNM 256046 (Plate 4, Figures 1-3).

Isotypes: USNM 256047, 256048.

Author:

Wind F.H. & Čepek P., 1979, p. 230; pl. 4, figs 1-5.

Reference:

Lower Cretaceous calcareous nannoplankton from DSDP Hole 397A (Northwest African Margin). Init. Repts. DSDP, vol. 47, pp. 221-255, 11 pls., 3 text-figs.